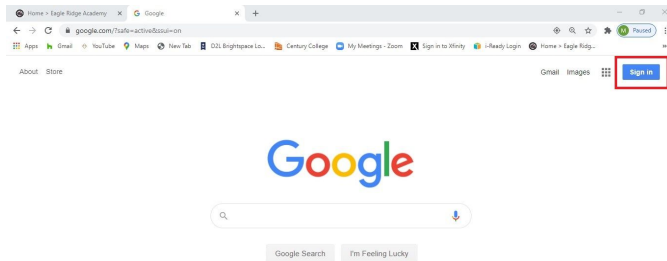


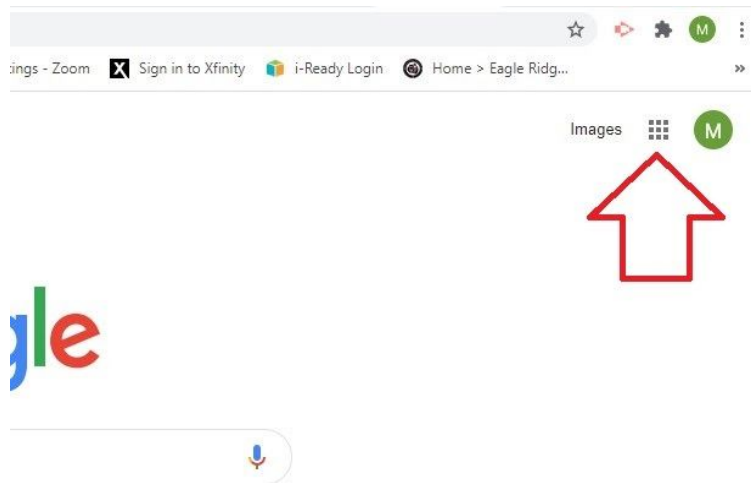
# Accessing the Canvas App through G-Suite

The Canvas app is available through Single Sign-On, or SSO. This allows students to only remember one username and password to access all online resources and programs.

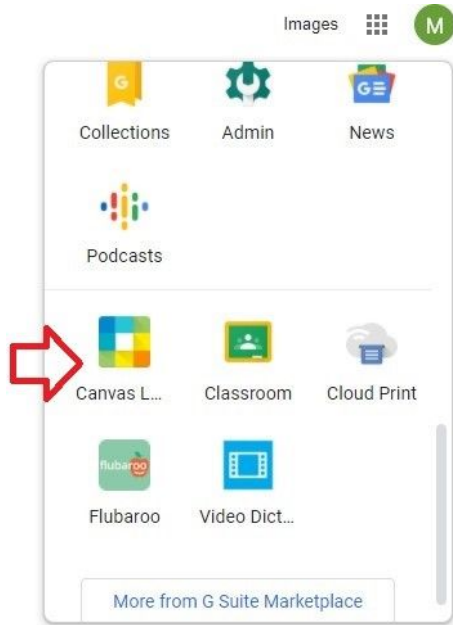
**Step 1:** Log-in to your [ERA GSuite account](#).



**Step 2:** Click the app button.



**Step 3:** Scroll down to find the Canvas LMS icon.



**Step 4:** Click on the Canvas LMS icon and you will be admitted to your Canvas account.

The first time students access Canvas through the Google app, there will be a **Welcome Tour** that appears on the screen. This provides a simple tutorial for the students.

Dashboard

Account

Dashboard

Courses


Groups

Calendar

Inbox

Help

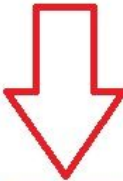

←




### Hello ×

Here's some quick tips to get you started in Canvas!


1. How do I find my courses?
2. How do I contact my instructor?
3. How do I download the Student App?





Student Tour





Click the **help icon** if the Welcome Tour does not appear.


 **Dashboard**























**English 8 A - Demakis-Haustein**  
English 8 A - 08\_101\_1 - Derr  
2020/2021 - Q1

 **Little lost? Try here first!**

 **Search the Canvas Guides**  
Find answers to common questions



**OTHER RESOURCES**

[Ask Your Instructor a Question](#)  
Questions are submitted to your instructor

[Report a Problem](#)  
If Canvas misbehaves, tell us about it

[COVID-19 Canvas Resources](#) NEW  
Tips for teaching and learning online

[Show Welcome Tour](#)