

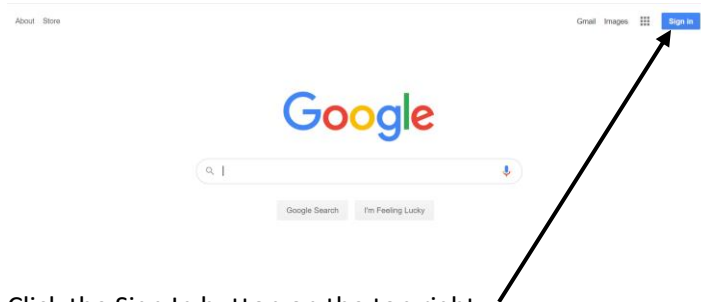
## Setting Up your Eagle Ridge Academy Google Account

Before setting up this account, you will need to know:

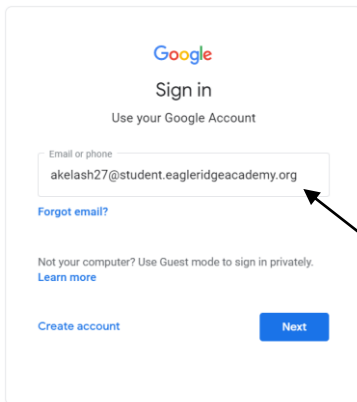
- The initial of your first name
- Your whole last name as it appears in Infinite Campus
- The last two digits of your graduation year (see below)

Grade year for the 2020-2021 school year	Graduation Year	Last 2 digits
Kindergarten	2033	33
Grade 1	2032	32
Grade 2	2031	31
Grade 3	2030	30
Grade 4	2029	29
Grade 5	2028	28
Grade 6	2027	27
Grade 7	2026	26
Grade 8	2025	25
Grade 9	2024	24
Grade 10	2023	23
Grade 11	2022	22
Grade 12	2021	21

Go to <https://google.com>



Click the Sign In button on the top right



Type in students Eagle Ridge Academy email address

Default email addresses for these accounts follow the format of:

[FirstinitialLastnameGraduatingyear@student.eagleridgeacademy.org](mailto:FirstinitialLastnameGraduatingyear@student.eagleridgeacademy.org)

Example: [Mjohnson22@student.eagleridgeacademy.org](mailto:Mjohnson22@student.eagleridgeacademy.org)

Click next

Google  
Welcome  
mdalessandro30@student.eagleridgeacademy.org  
Enter your password  
MDpassword1  
Forgot password? Next

Type in the default password

Default passwords for these accounts follow the format of:

First Initial Last Initialpassword1

Example: MJpassword1

Click Login

Welcome to your new account: mdalessandro30@student.eagleridgeacademy.org. Your account is compatible with many [Google services](#), but your student.eagleridgeacademy.org administrator decides which services you may access using your account. For tips about using your new account, visit the [Google Help Center](#).

When you use Google services, your domain administrator will have access to your mdalessandro30@student.eagleridgeacademy.org account information, including any data you store with this account in Google services. You can learn more [here](#), or by consulting your organization's privacy policy, if one exists. You can choose to maintain a separate account for your personal use of any Google services, including email. If you have multiple Google accounts, you can [manage which account you use](#) with Google services and [switch between them](#) whenever you choose. Your username and profile picture can help you ensure that you're using the intended account.

If your organization provides you access to the G Suite [core services](#), your use of those services is governed by your organization's G Suite agreement. Any other Google services your administrator enables ("Additional Services") are available to you under the [Google Terms of Service](#) and the [Google Privacy Policy](#). Certain Additional Services may also have [service-specific terms](#). Your use of any services your administrator allows you to access constitutes acceptance of applicable service-specific terms.

Click "Accept" below to indicate that you understand this description of how your mdalessandro30@student.eagleridgeacademy.org account works and agree to the [Google Terms of Service](#) and the [Google Privacy Policy](#).

1 Accept


Accept google terms (1)



Change password for

[Learn more about choosing a smart password](#)

The image shows a 'Change password' form with three numbered steps. Step 2 is 'Create password', step 3 is 'Confirm password', and step 4 is 'Change password'.



Create a new, strong password that you don't use for other websites.

2 Create password

3 Confirm password

4 Change password

Change password (2)

Confirm password (3)

Click Change password (4)